

Features:

- True Multiplex 6 Channel Distributed Audio
- Integrated Fire Phone, Area of Rescue and Fan & Damper Control capability
- Modular System - components added as needed
- Integrated 2 Channel Digital Message Repeater
- Live Microphone Page to any zone
- Fast RS-485 Communication Protocol
- Fully Supervised
- Easy Installation and Operation
- Natural Sound Voice Recordings
- Built in Alarm and Alert Signals
- Up to 4 Minute Message Capacity
- Works with 12VDC or 24VDC Fire Alarm Panel
- Works with Analog/Addressable and Microprocessor based Fire Alarm Panels.
- 3 Minute Message Restart on Microphone Key
- Made in the USA.

MEA
277-96-E



LISTED
#S5661

Description:

The Hochiki *VoiceNET* High Rise Evacuation System operates in conjunction with the Fire Alarm Control Panel (FACP) in a building to provide automatic response to life safety emergencies.

The Hochiki *VoiceNET* includes all necessary features to provide an effective voice evacuation system. The Hochiki *VoiceNET* can be custom configured to satisfy the needs of any high rise application.

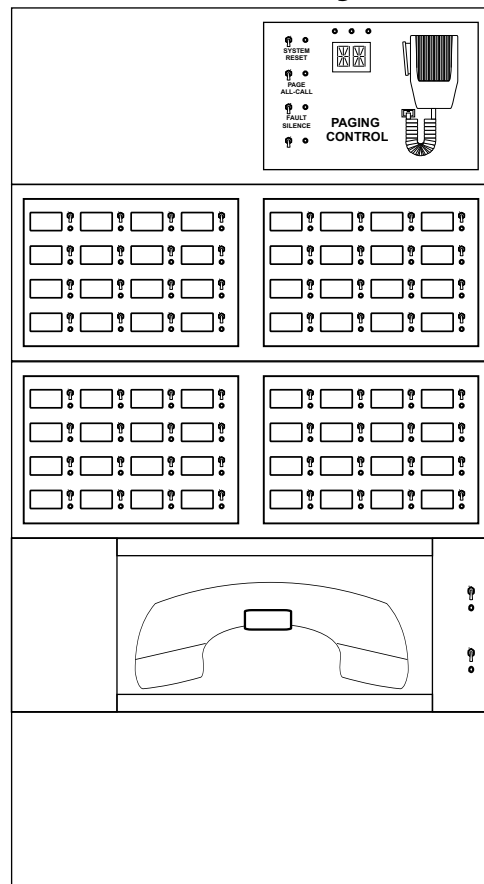
Fire department authorities can easily take command of evacuation or relocation procedures and emergencies. Building management and fire brigades can monitor and control emergency response even before the professionals arrive

The *VoiceNET* system includes capacity for 6 channels of simultaneous audio. This provides for evacuation, stay-in-place, or other public address announcements and automatic messages.

Fire Fighter Phones or Warden Stations may be included as required. Area-of-Rescue stations can reassure handicapped occupants that help is on the way.

HOCHIKI
america corporation

VoiceNET High Rise Voice Evacuation System



System Configuration:

Basic System Includes:

- Master Panel (FNV-MP)
- Master Mic Control
- 16 switch control points
- Dual Channel DMR
- High speed communication loop

- Distributed Panel (FNV-DP)
- 4 Output Zones (may be configured for 8)
- Dual Channel Audio Interface
- Dual Channel Amplification

Optional

- Integrated Fire Phone
- Area-of-Rescue

*Number of distributed panels to be
Determined by building specifications*

Maximum System Configuration

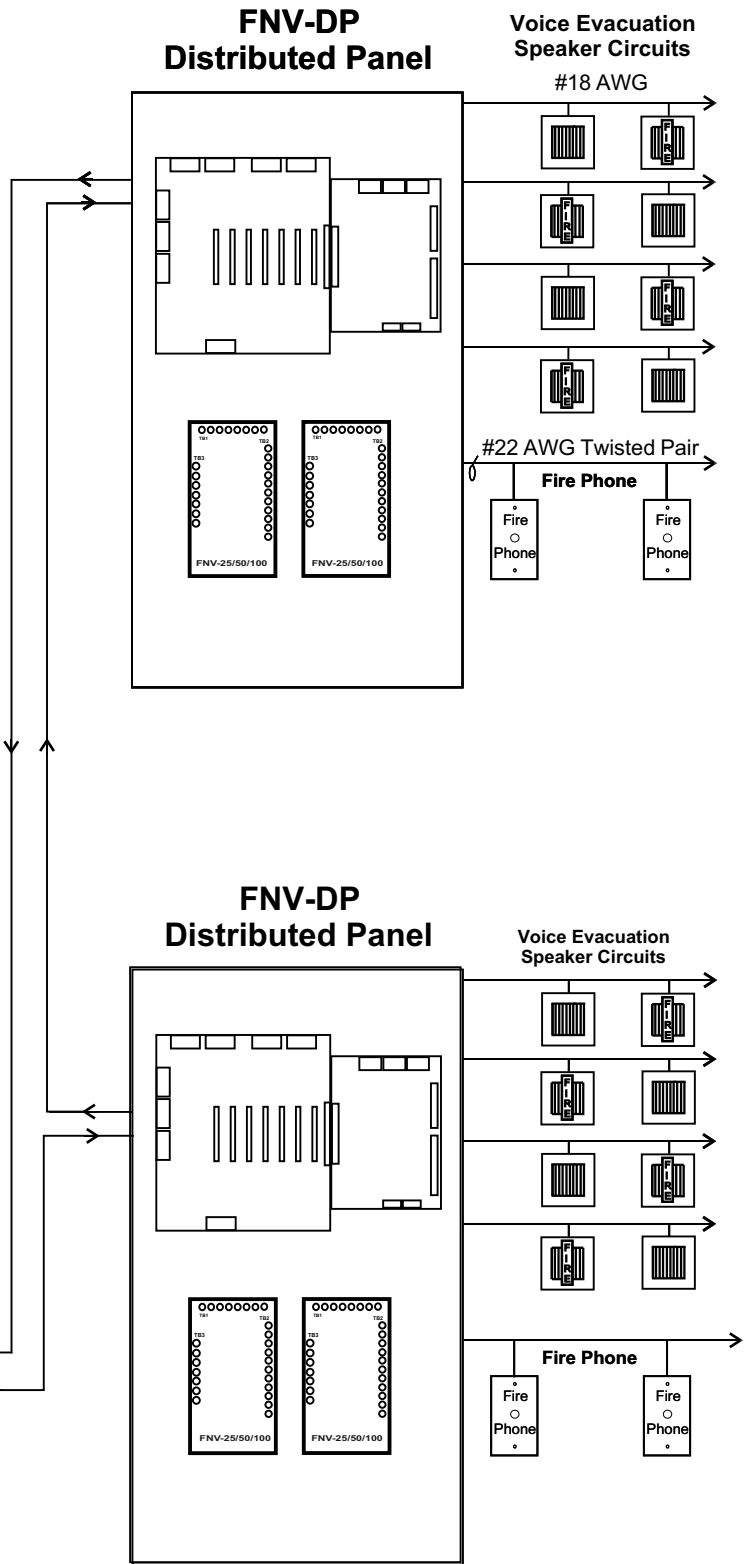
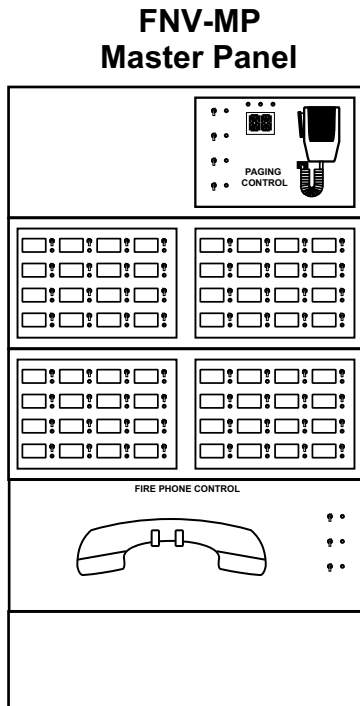
- Up to 256 Distributed Panels (FNV-DP)
- And up to 2028 monitor and control points

Hochiki *VoiceNET* True-Multiplex System Capabilities

NetComm Loop:

- Twisted Pair, Category 5
- 4,000 Feet between panels
- 50,000 Feet Total System Loop
- Data and 6 Audio Channels Simultaneously
- High Speed RS-485 Communications
- Style "4" or Style "7" Field Selectable

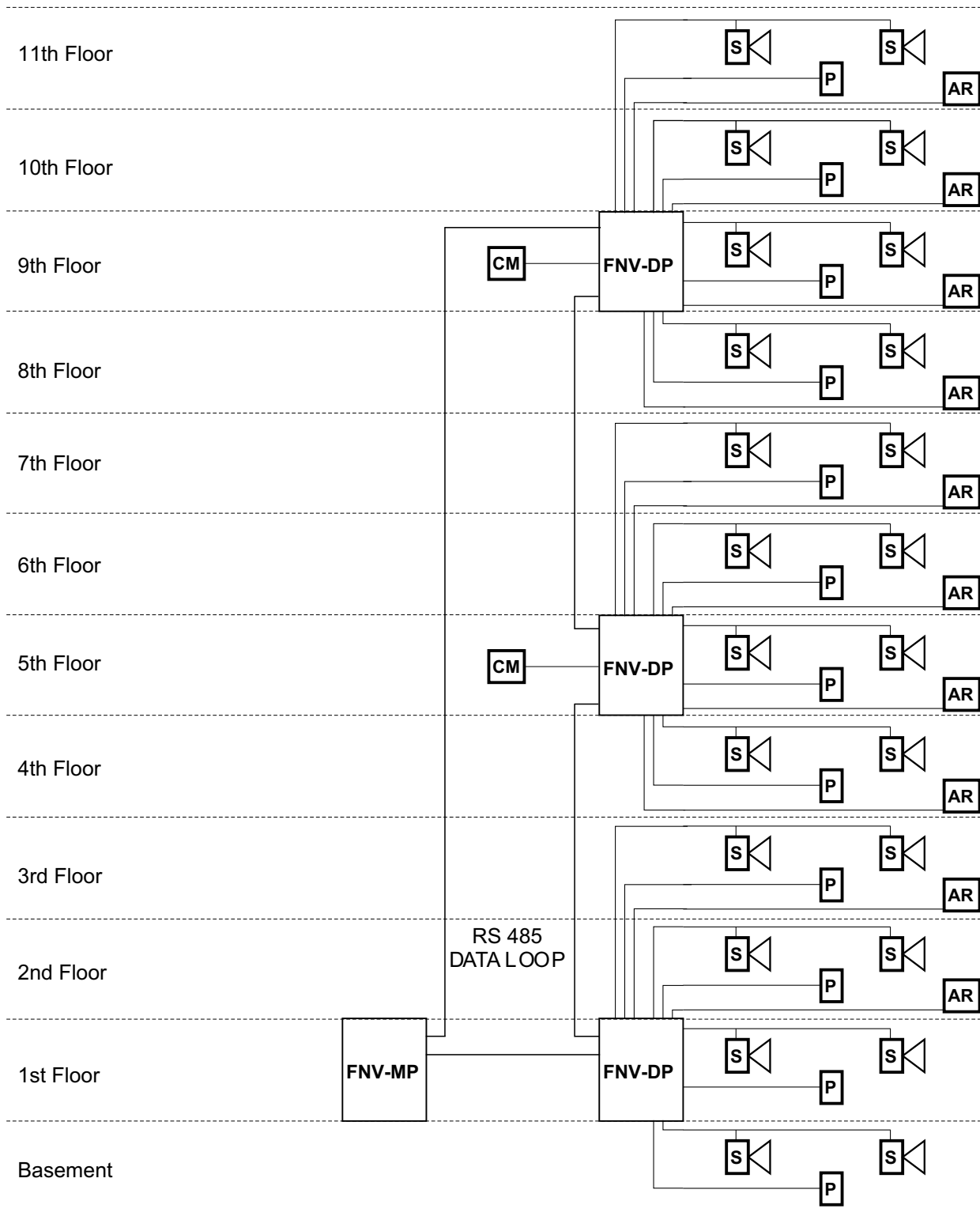
Head End Control





Hochiki VoiceNET

High Rise Multiplex

11 Floor Typical Riser Diagram



 Speaker, Speaker/Strobe
 Fire Fighter Phone Jack

 Area of Rescue Station

Engineering Specifications Hochiki VoiceNET High Rise

The voice evacuation system shall be Hochiki Series *VoiceNET* FNV High Rise or approved equal.

The *VoiceNET* FNV system shall include one Master Panel and one or more Distributed Panels. The system shall be microprocessor based, and shall be compatible for use with contact closures from the Fire Alarm Control Panel, (FACP). The system shall have a high-speed communication bus and have the capacity for 6 channels of audio and data on a single pair of wires. The field wiring for the communication bus may be configured for either Style "4" or Style "7" supervision. The system shall have the capacity for Fire Fighters Phone, Area-of-Rescue communication and also have the capacity for Fan & Damper control with monitored feedback. The system shall have a minimum capacity of 2028 monitor and control points.

The Master Panel shall contain an integral microphone, dual channel digital message repeater, (DMR) and digital tone generator, 120 VAC power supply, and battery charger. The system shall be modular in design, and shall be expandable such that additional system control points may be configured. The system shall include integral self-diagnostic routines that shall continually monitor system status, and shall indicate the precise type of trouble conditions should they occur in the system. A trouble condition within the system shall cause a trouble indication to be transmitted to the FACP.

Distributed panels shall provide a minimum of 4 Class "B" speaker circuits, expandable to sixteen total. Alternately, panel may be configured for 4 Class "A" speaker circuits, up to 8 total. Panel may be configured for 1 to 8 amplifiers. Panel must provide up to 6 simultaneous audio channels, up to 8 Fire Phone circuits, up to 4 Area of Refuge circuits and up to two Control/Monitor loops. Amplifiers will contain their own power supplies, battery chargers and provide auxiliary power for other components. Speaker circuits shall be supervised for short and open circuit conditions, and shall be able to withstand transient or continuous short-circuit conditions without damage to the system.

System may be configured for General Alarm All Call operation, Alarm by Zone or Floor Above / Floor Below as required. Contact closures shall allow immediate broadcast of an alarm signal and evacuation message to the appropriate area. Non-Alarm areas may receive alert tones and messages as required or activated by the FACP.

The alarm signal/evacuation message shall be broadcast until the FACP is reset, or until emergency personnel interrupt the broadcast with a manual page.

To prevent unauthorized tampering, the voice evacuation system shall disable the microphone if the microphone is keyed continuously for 3 minutes or more. Systems that do not have this feature shall not be acceptable.